



Research In Context

Tip Sheet

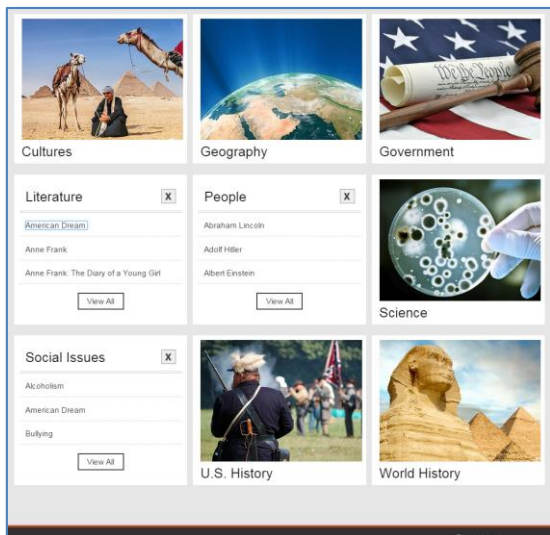
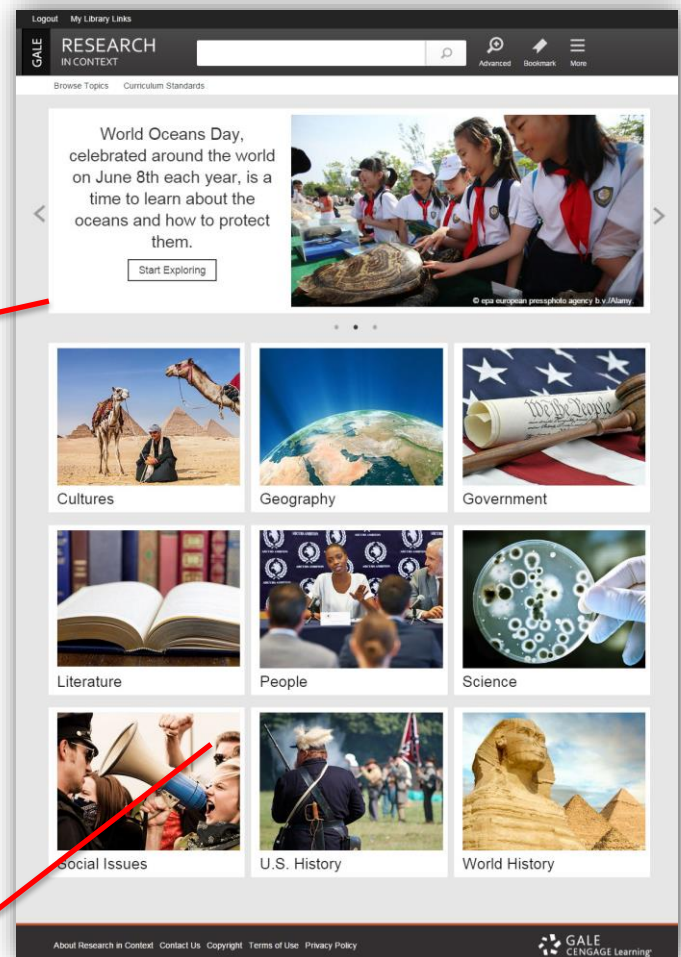
Gale's *Research In Context* is a cross-disciplinary resource targeted to Middle Schoolers and supportive to the other ends of the K-12 spectrum spanning literature, science, social studies, and U.S. and world history. Students in grades 6 to 8 will benefit from an interface that delivers the highly visual design and navigation preferred by younger users combined with the authoritative content and user-focused tool set needed to support middle school assignments and coursework.

On the homepage, you will find the following options for beginning your research:

- [Spotlighted Topics](#)
- [Browse Categories & Topics](#)
- [Basic Search](#)
- [Advanced Search](#)

SPOTLIGHTED TOPICS

There are three (3) spotlighted topics within the image carousel that rotate continually. Use the dots or arrows to move through the featured spotlights. To get more information on the Spotlight topic, select the **Start Exploring** link in the image caption.

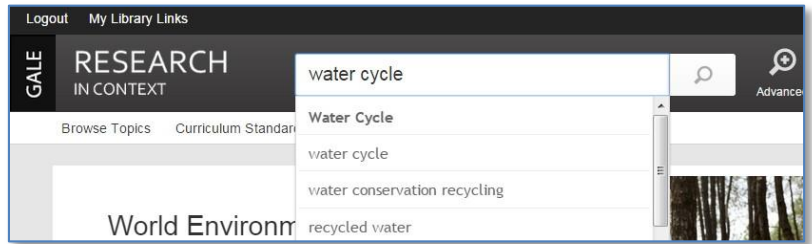


BROWSE CATEGORIES & TOPICS

The categories and topics featured in *Research In Context* are arranged into nine (9) categories (topics may appear in more than one category). Click on the Category to flip the box over to see a few topics then click View All to see all topics under that category. Choose any topic to view its Topic Page.

BASIC SEARCH with SEARCH ASSIST

Basic Search offers a straightforward way to search featuring a single search box. Search Assist will help suggest keyword phrases to efficiently find information. This search is ideal when keywords and phrases are too specific to be found in the Browse Categories and Topics. The system will look for a Topic page that matches your search criteria – Popular topics will be in a **Bold Italicized** print; if the system is unable to find an exact or a near-match with a popular topic, the system will perform a keyword search of the resource and display a standard results list. If no results can be found, you will get a message asking you to revise your search.



ADVANCED SEARCH

Research In Context supports an Advanced Search that combines criteria such as keyword, document title, publication title, author, subject, entire document, person, place name, name of work, and more. This option allows you to conduct a search on a particular field. You can also limit search results by document type, publication date, content type, Lexile reading levels, and more. Keep in mind if you limit by Lexile reading level your results will only contain magazines, news, and audio. For more on using content and reading levels, please refer to our *Working with Content and Lexile Levels in Gale Resources* tip sheet.



WORKING WITH TOPIC PAGES

Each topic page will include 2 areas of hand selected areas:

- 1) **Image:** This image represents the topic selected. It will provide an image caption when hovered over.
- 2) **Overview:** Essay providing an intellectual framework for understanding the topic: why it's important, controversies surrounding it; what should be focused on while conducting research.

Based on available content, topic pages may also include:

Reference: Resources including topic overviews, event overviews, critical essays, and more to provide background information on relevant topics.

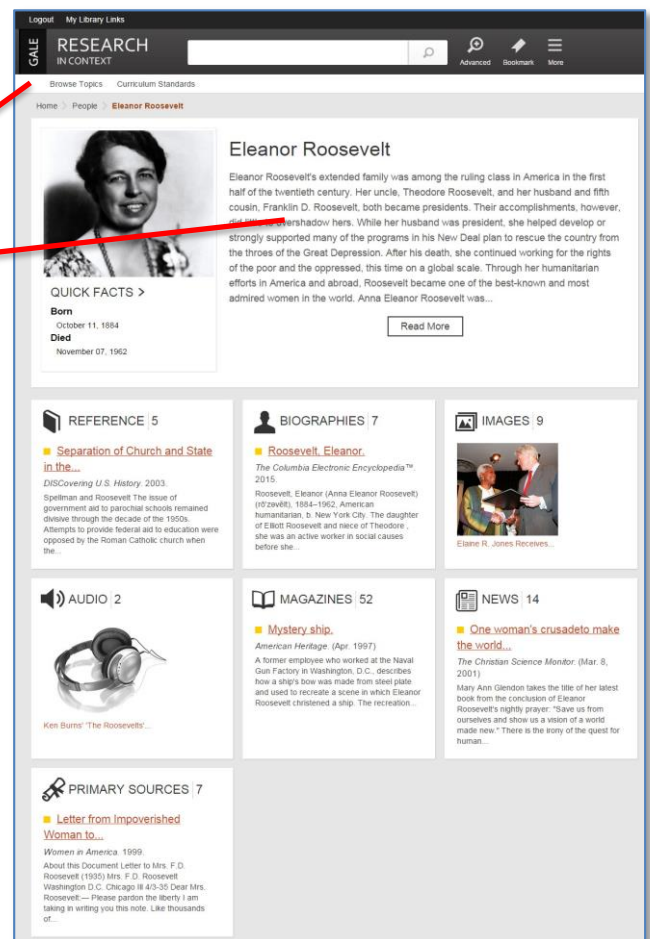
Biographies: Biographies for relevant individuals to the topic.

Images, Audio, and Video: Streamed video content, more than 100,000 images, and audio files from reputable research sources.

Primary Sources: Excerpts from transcripts of interviews, legislative acts, resolutions, speeches, testimonials, treaties and more.

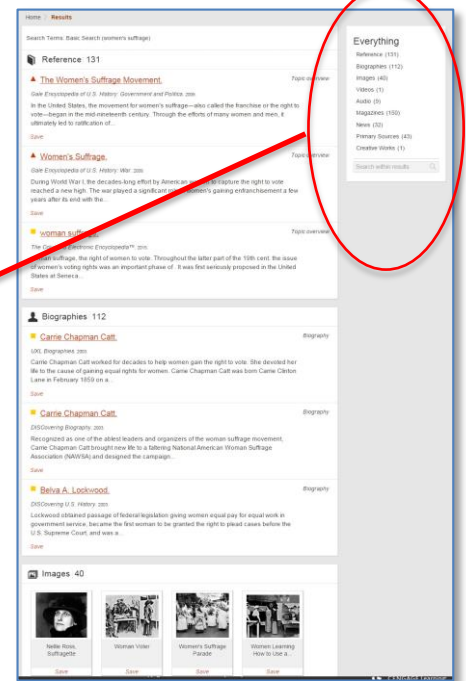
Creative Works: Full-text Short Stories, Poems and Plays.

News, Magazines: Articles from over 390 full-text English-language international sources.



SEARCH RESULTS

In some cases your search will not find a matching Topic Page, but the system will still display keyword results matching your search terms. Your results will be grouped by the same categories found in topic pages.



DOCUMENT VIEW

Clicking on a document title takes you to the full content of the record, be it a magazine article, a video, a reference book essay, a transcript, and so on.

TOOLS BOX

To help you manage the document you are currently viewing on the Document page and make its contents more accessible, use the features listed in the document Tools box. Featured tools include:

Citation Tools: Gale will generate the citation within the product, simply select the citation needed (e.g.: APA, MLA, etc.) to open an html version to copy and paste into a citation or bibliography page.

Email: Send the document via email; customize the email by including the senders email address and a message.

Download: Download and save the open document to a memory stick, desktop, CD, zip drive, etc.

Print: Print the open document to a local printer.

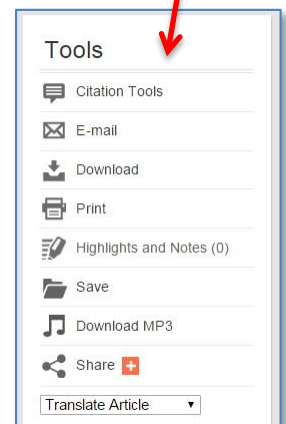
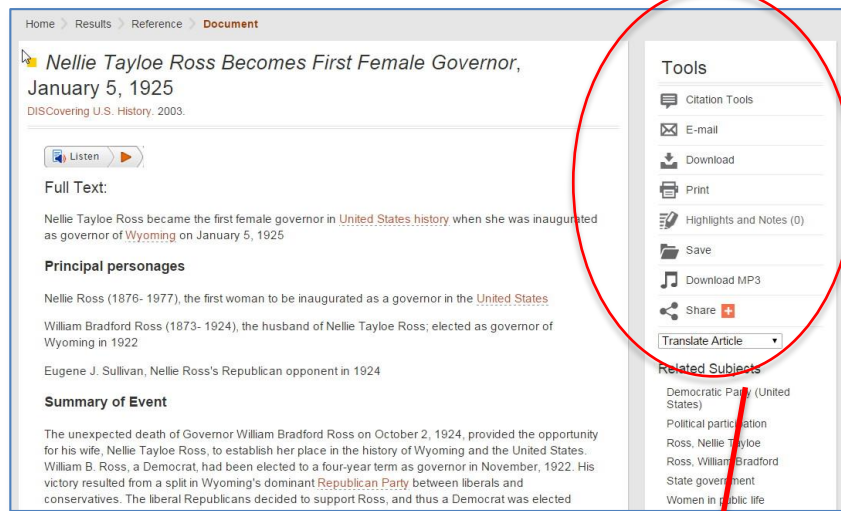
Highlights & Notes: Displays the passages highlighted within the text and notes you've added to the document.

Save: Move the open document into a folder, available during the session, to save documents needed for your research. You may print, e-mail, cite, or download these documents in a batch – great time saver!

Download MP3: Download an audio version of the article. Please note, this is a machine created audio file.

Share: Share the document using many different sharing technologies such as Facebook, Twitter, and MANY more.

Translate: Translate the open document into many different languages including Spanish, French, Chinese, Arabic and many more. Please note that this is a machine translation.



READSPEAKER

An audio player appears below the title of each document. Listen to all, or part of a document, read aloud by a computer-generated voice. If you want to hear the audio version of the whole document, click the play button. Note that if you have any part of the document selected on the page, you will hear just that highlighted text. Setting links allow you to change the speed of the audio, and the highlighting options. You can also download an audio version of the document as an MP3 file by selecting download from the player or Download MP3 from the Tools box. You'll notice the Listen tool is also available for some languages when you choose to Translate from the Tools box.



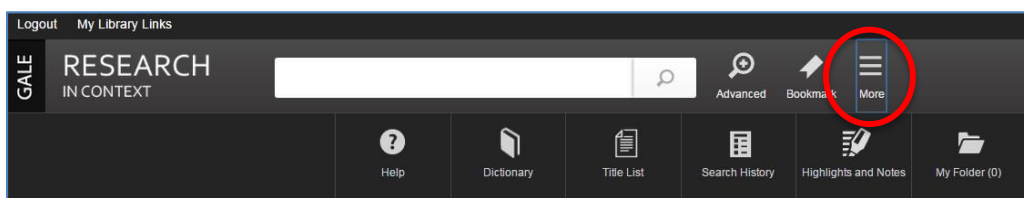
BOOKMARKS & MORE



By using the Bookmark feature, you and others can revisit practically any page you choose after you've ended your current session. The Bookmark feature is available for an individual document, topic page, search results, etc. While viewing a page, simply click Bookmark in the top black banner. A separate window will open, allowing you to copy and paste the Bookmark link into another document, web site, teaching tool, you may add it your favorites list and/or e-mail it.

Select **More** from the banner to access other tools such as:

- **Highlights and Notes** – View all the highlighted sections & personal from your current session
- **My Folder** – Where all the documents saved during your session will be held.
- **Help** – View helpful documents, title lists for what appears in the resource, tip sheets for help writing research papers, and more.



If you require further assistance with *Research In Context* please ask your librarian.

Please note, *Research In Context* will adjust to accommodate your device & screen size. All Menu and Tool options will become icons that can be opened by clicking or tapping.